



EXCEPTIONAL SUPPORT & PROTECTION™

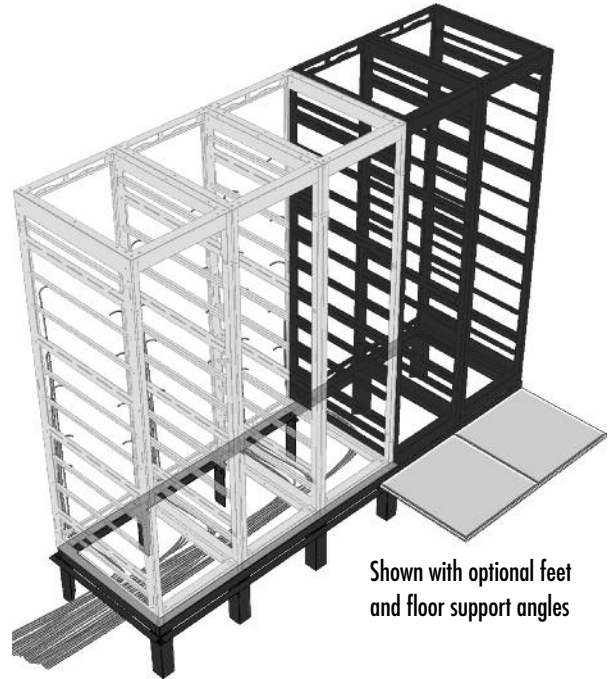
RIB Series Riser Bases



RIB Series Riser bases provide advanced cable management

Features

- 1/8" thick fully welded construction
- Riser bases allow for field rough-in prior to arrival of racks and enclosures
- Riser bases act as a lower cable chase for passing cables between racks in multi-bay installations
- Ideal for use in raised floor installations when used with optional VFEET and ANGLE / WANGLE / DANGLE / WMANGLE
- Available in custom widths, depths, heights and configurations
- Durable black textured powdercoat finish



Shown with optional feet and floor support angles

Architects' and Engineers' Specifications

Riser base shall be Middle Atlantic Products model # RIB-_-_-_- (see chart for available models) to accommodate ___ qty (refer to chart) ___ (WRK / DRK / MRK / VRK / VMRK) Series ___" depth racks. Riser base shall be constructed of 11-gauge steel. Riser base shall be 2-1/2" H x ___" W x ___" D (refer to chart). Riser base shall have one knockout on each side for cable pass-through measuring 1.71" H x ___" W (refer to chart for width dimension). Riser bases shall be phosphate pre-treated and finished a durable textured black powdercoat. Riser base shall be warranted to be free from defects in material or workmanship under normal use and conditions for the lifetime of the product. Riser base shall be RoHS EU Directive 2002/95/EC compliant.

* Seismic Riser base option available (see SRB Spec Sheet 96-01027)

OPTIONS

Raised floor riser feet shall be Middle Atlantic Products model # VFEET-_-_-12 for ___ (refer to chart on page 3) bay installations for use with ___ (refer to chart on page 3) bay RIB series riser base. Raised floor riser feet shall be 11.5" tall, constructed of 11-gauge steel, and designed for 12" raised floors. Raised floor riser feet shall be phosphate pre-treated and finished in a durable black powdercoat.

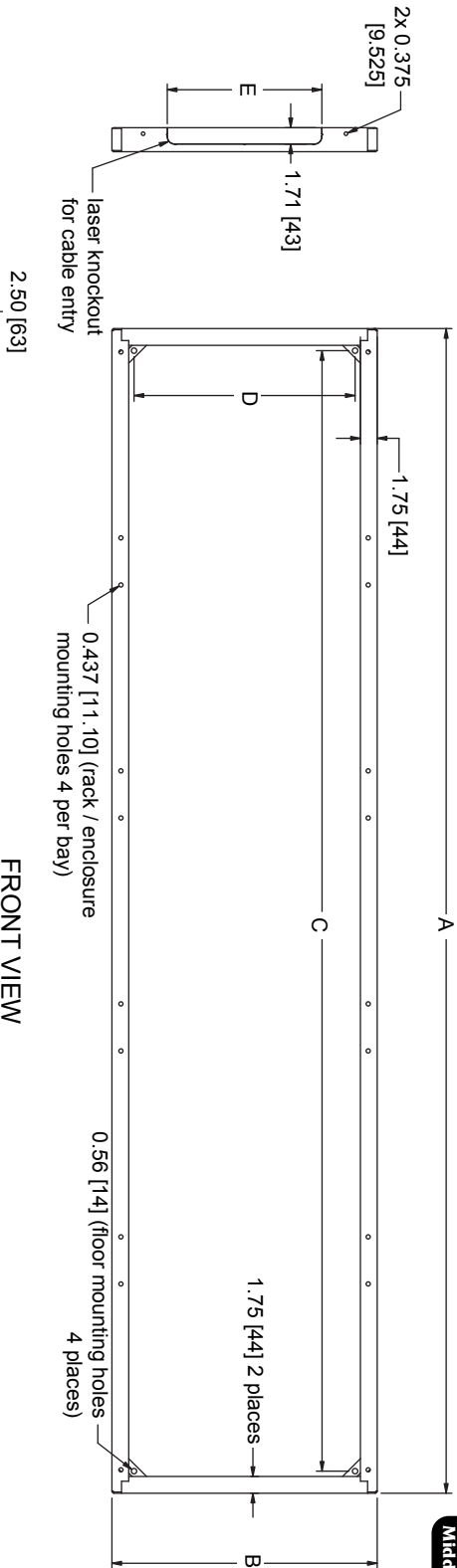
Support angles shall be Middle Atlantic Products model # ANGLE-_-_- (for use when mounting MRK / VRK / VMRK Series racks) (refer to chart on page 4) / WANGLE-_-_- (for use when mounting WRK Series racks) (refer to chart) for use with ___ (refer to chart on page 4) / DANGLE-_-_- (for use when mounting DRK Series Racks) (refer to chart). WMANGLE-_-_- (for use when mounting WMRK Series Racks) (refer to chart). Support angles shall be constructed from 11-gauge steel. Support angles shall be phosphate pre-treated and finished in a durable black powdercoat.

CUSTOMIZABLE SPECIFICATION CLIPS AVAILABLE AT MIDDLEATLANTIC.COM

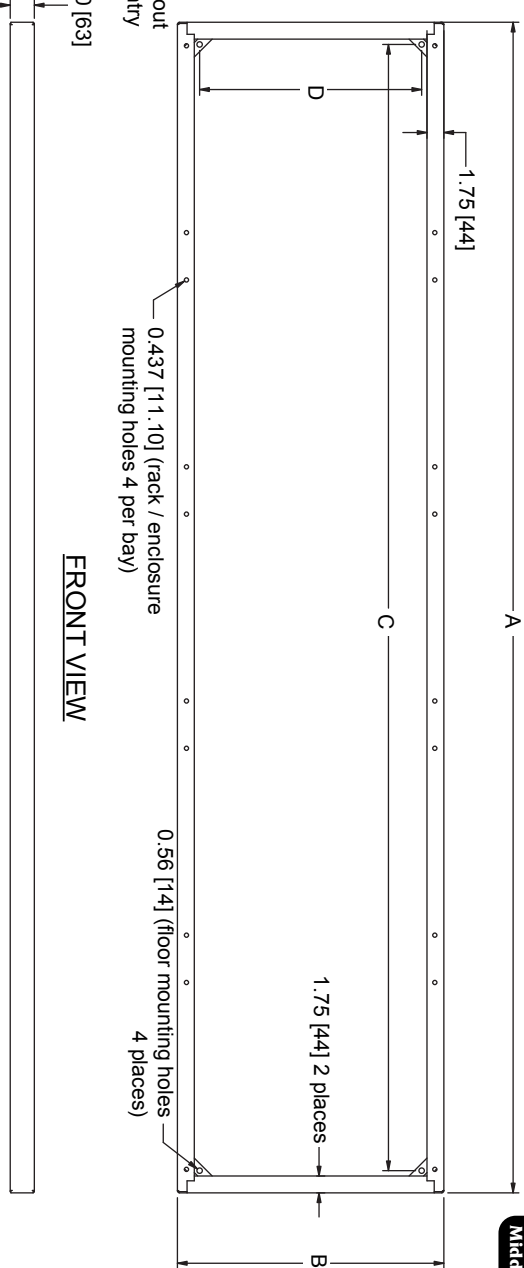
RIB Series Riser Bases basic dimensions (5 Bay shown)



SIDE VIEW



TOP VIEW



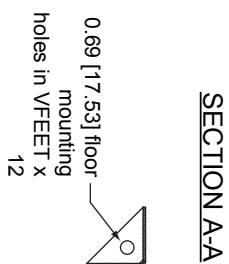
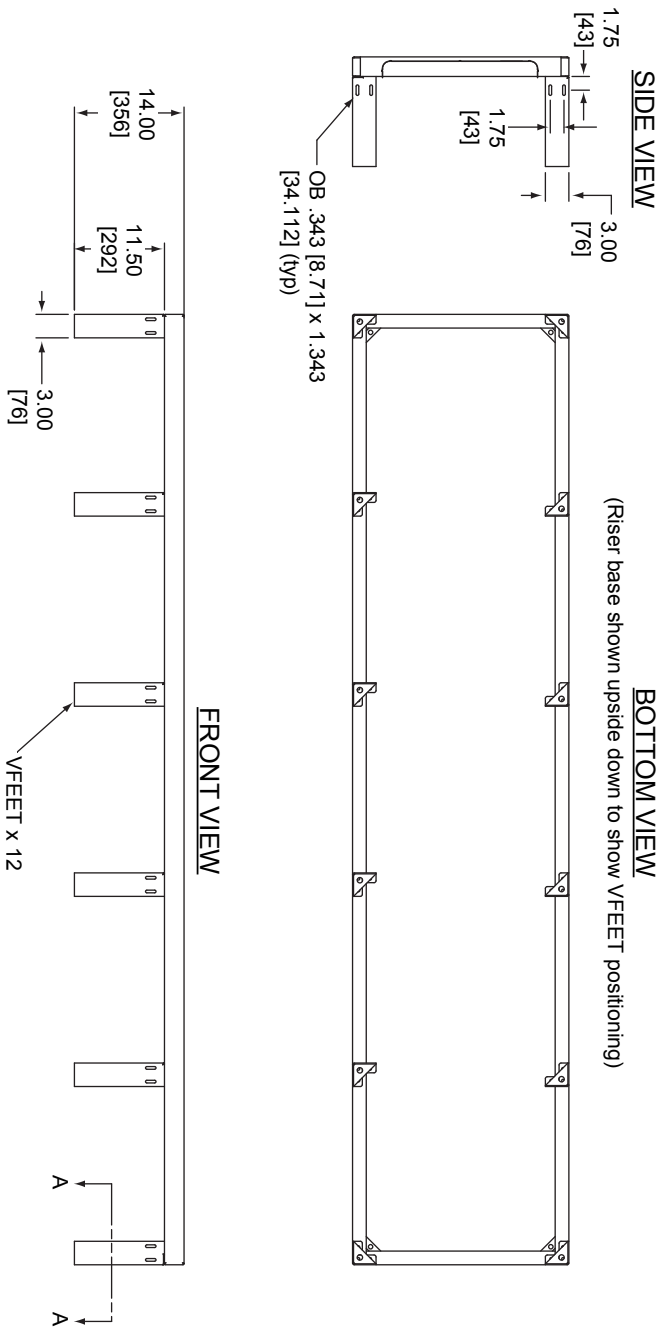
RIB Riser Base

Part #	A OVERALL WIDTH	B OVERALL DEPTH	C FLOOR MOUNTING HOLES	D FLOOR MOUNTING HOLES	E KNOCKOUT WIDTH	# OF RACKS ACCOMMODATED
RIB-1-MRK-27	24.25 [616]	27.63 [702]	19.65 [499]	23.00 [584]	16.10 [409]	1
RIB-2-MRK-27	48.53 [1233]	27.63 [702]	43.93 [1116]	23.00 [584]	16.10 [409]	2
RIB-3-MRK-27	72.81 [1849]	27.63 [702]	68.21 [1733]	23.00 [584]	16.10 [409]	3
RIB-4-MRK-27	97.09 [2466]	27.63 [702]	92.49 [2349]	23.00 [584]	16.10 [409]	4
RIB-5-MRK-27	121.37 [3083]	27.63 [702]	116.77 [2966]	23.00 [584]	16.10 [409]	5
RIB-1-MRK-32	24.25 [616]	32.63 [829]	19.65 [499]	28.00 [711]	21.10 [536]	1
RIB-2-MRK-32	48.53 [1233]	32.63 [829]	43.93 [1116]	28.00 [711]	21.10 [536]	2
RIB-3-MRK-32	72.81 [1849]	32.63 [829]	68.21 [1733]	28.00 [711]	21.10 [536]	3
RIB-4-MRK-32	97.09 [2466]	32.63 [829]	92.49 [2349]	28.00 [711]	21.10 [536]	4
RIB-5-MRK-32	121.37 [3083]	32.63 [829]	116.77 [2966]	28.00 [711]	21.10 [536]	5
RIB-1-MRK-31	30.00 [762]	31.40 [798]	25.40 [645]	26.80 [681]	19.87 [508]	1
RIB-2-MRK-31	60.03 [1525]	31.40 [798]	55.43 [1408]	26.80 [681]	19.87 [508]	2
RIB-3-MRK-31	90.06 [2288]	31.40 [798]	85.46 [2171]	26.80 [681]	19.87 [508]	3
RIB-4-MRK-31	120.09 [3051]	31.40 [798]	115.49 [2934]	26.80 [681]	19.87 [508]	4
RIB-5-MRK-31	150.12 [3814]	31.40 [798]	145.52 [3697]	26.80 [681]	19.87 [508]	5
RIB-1-MRK-36	30.00 [762]	36.00 [914]	25.40 [645]	31.40 [798]	24.47 [622]	1
RIB-2-MRK-36	60.03 [1525]	36.00 [914]	55.43 [1408]	31.40 [798]	24.47 [622]	2
RIB-3-MRK-36	90.06 [2288]	36.00 [914]	85.46 [2171]	31.40 [798]	24.47 [622]	3
RIB-4-MRK-36	120.09 [3051]	36.00 [914]	115.49 [2934]	31.40 [798]	24.47 [622]	4
RIB-5-MRK-36	150.12 [3814]	36.00 [914]	145.52 [3697]	31.40 [798]	24.47 [622]	5
RIB-1-MRK-42	30.00 [762]	42.00 [1067]	25.40 [645]	37.40 [950]	30.47 [774]	1
RIB-2-MRK-42	60.03 [1525]	42.00 [1067]	55.43 [1408]	37.40 [950]	30.47 [774]	2
RIB-3-MRK-42	90.06 [2288]	42.00 [1067]	85.46 [2171]	37.40 [950]	30.47 [774]	3

Part #	A OVERALL WIDTH	B OVERALL DEPTH	C FLOOR MOUNTING HOLES	D FLOOR MOUNTING HOLES	E KNOCKOUT WIDTH	# OF RACKS ACCOMMODATED
RIB-1-MRK-26	22.00 [559]	26.40 [671]	17.40 [442]	21.80 [554]	14.87 [378]	1
RIB-2-MRK-26	44.03 [1118]	26.40 [671]	39.43 [1002]	21.80 [554]	14.87 [378]	2
RIB-3-MRK-26	66.06 [1678]	26.40 [671]	61.46 [1561]	21.80 [554]	14.87 [378]	3
RIB-4-MRK-26	88.09 [2237]	26.40 [671]	83.49 [2121]	21.80 [554]	14.87 [378]	4
RIB-5-MRK-26	110.12 [2797]	26.40 [671]	105.52 [2680]	21.80 [554]	14.87 [378]	5
RIB-1-MRK-31	22.00 [559]	31.40 [798]	17.40 [442]	26.80 [681]	19.87 [505]	1
RIB-2-MRK-31	44.03 [1118]	31.40 [798]	39.43 [1002]	26.80 [681]	19.87 [505]	2
RIB-3-MRK-31	66.06 [1678]	31.40 [798]	61.46 [1561]	26.80 [681]	19.87 [505]	3
RIB-4-MRK-31	88.09 [2237]	31.40 [798]	83.49 [2121]	26.80 [681]	19.87 [505]	4
RIB-5-MRK-31	110.12 [2797]	31.40 [798]	105.52 [2680]	26.80 [681]	19.87 [505]	5
RIB-1-MRK-36	22.00 [559]	36.00 [914]	17.40 [442]	31.40 [798]	24.47 [622]	1
RIB-2-MRK-36	44.03 [1118]	36.00 [914]	39.43 [1002]	31.40 [798]	24.47 [622]	2
RIB-3-MRK-36	66.06 [1678]	36.00 [914]	61.46 [1561]	31.40 [798]	24.47 [622]	3
RIB-4-MRK-36	88.09 [2237]	36.00 [914]	83.49 [2121]	31.40 [798]	24.47 [622]	4
RIB-5-MRK-36	110.12 [2797]	36.00 [914]	105.52 [2680]	31.40 [798]	24.47 [622]	5
RIB-1-MRK-42	22.00 [559]	42.00 [1067]	17.40 [442]	37.40 [950]	30.47 [774]	1
RIB-2-MRK-42	44.03 [1118]	42.00 [1067]	39.43 [1002]	37.40 [950]	30.47 [774]	2
RIB-3-MRK-42	66.06 [1678]	42.00 [1067]	61.46 [1561]	37.40 [950]	30.47 [774]	3

All dimensions in inches unless otherwise noted [All bracketed dimensions are in millimeters]

VFEET Raised Floor Riser Feet basic dimensions



VFEET Raised Floor Riser Feet

Part #	# OF FEET	USED ON	# OF RACKS ACCOMMODATED
VFEET-1-12	4	RIB-1	1
VFEET-2-12	6	RIB-2	2
VFEET-3-12	8	RIB-3	3
VFEET-4-12	10	RIB-4	4
VFEET-5-12	12	RIB-5	5

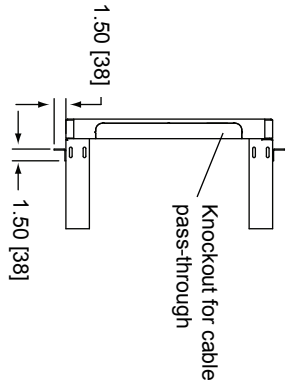


All dimensions in inches unless otherwise noted [All bracketed dimensions are in millimeters]

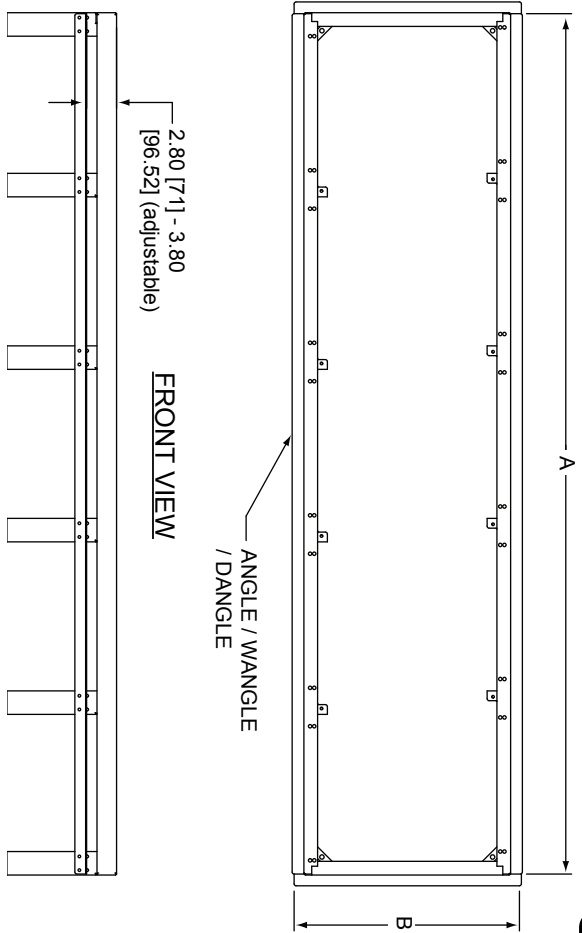
Raised Floor Support Angles basic dimensions

All dimensions in inches unless otherwise noted [All bracketed dimensions are in millimeters]

SIDE VIEW



BOTTOM VIEW



ANGLE / WANGLE / WMANGLE / ANGLE RAISED FLOOR SUPPORT ANGLES

Part #	A OVERALL WIDTH	B OVERALL DEPTH	USED ON	RACK SERIES	# OF RACKS ACCOMMODATED
ANGLE-1	21.75 [552]	29.15 [740]	VEET-1-12	MRK/VRK/WMRK 36" depth racks	1
ANGLE-2	43.78 [1112]	29.15 [740]	VEET-2-12	MRK/VRK/WMRK 36" depth racks	2
ANGLE-3	65.81 [1672]	29.15 [740]	VEET-3-12	MRK/VRK/WMRK 36" depth racks	3
ANGLE-4	87.84 [2231]	29.15 [740]	VEET-4-12	MRK/VRK/WMRK 36" depth racks	4
ANGLE-5	109.87 [2791]	29.15 [740]	VEET-5-12	MRK/VRK/WMRK 36" depth racks	5
ANGLE-1-36	21.75 [552]	38.75 [984]	VEET-1-12	MRK/VRK/WMRK 36" depth racks	1
ANGLE-2-36	43.78 [1112]	38.75 [984]	VEET-2-12	MRK/VRK/WMRK 36" depth racks	2
ANGLE-3-36	65.81 [1672]	38.75 [984]	VEET-3-12	MRK/VRK/WMRK 36" depth racks	3
ANGLE-4-36	87.84 [2231]	38.75 [984]	VEET-4-12	MRK/VRK/WMRK 36" depth racks	4
ANGLE-5-36	109.87 [2791]	38.75 [984]	VEET-5-12	MRK/VRK/WMRK 36" depth racks	5
DANGLE-1-31	29.75 [756]	29.15 [740]	VEET-1-12	DKK 31" depth racks	1
DANGLE-2-31	59.78 [1518]	29.15 [740]	VEET-2-12	DKK 31" depth racks	2
DANGLE-3-31	89.91 [2284]	29.15 [740]	VEET-3-12	DKK 31" depth racks	3
WANGLE-1	24.00 [610]	30.38 [777]	VEET-1-12	WRK 27" and 31" depth racks	1
WANGLE-2	48.28 [1226]	30.38 [777]	VEET-2-12	WRK 27" and 31" depth racks	2
WANGLE-3	72.56 [1843]	30.38 [777]	VEET-3-12	WRK 27" and 31" depth racks	3
WANGLE-4	96.84 [2460]	30.38 [777]	VEET-4-12	WRK 27" and 31" depth racks	4
WANGLE-5	121.12 [3076]	30.38 [777]	VEET-5-12	WRK 27" and 31" depth racks	5

Part #	A OVERALL WIDTH	B OVERALL DEPTH	USED ON	RACK SERIES	# OF RACKS ACCOMMODATED
ANGLE-1-42	21.75 [552]	38.75 [984]	VEET-1-12	MRK 42" depth racks	1
ANGLE-2-42	43.78 [1112]	38.75 [984]	VEET-2-12	MRK 42" depth racks	2
ANGLE-3-42	65.81 [1672]	38.75 [984]	VEET-3-12	MRK 42" depth racks	3
DANGLE-1-3642	29.75 [756]	38.75 [984]	VEET-1-12	DKK 36" and 42" depth racks	1
DANGLE-2-3642	59.78 [1518]	38.75 [984]	VEET-2-12	DKK 36" and 42" depth racks	2
DANGLE-3-3642	89.91 [2284]	38.75 [984]	VEET-3-12	DKK 36" and 42" depth racks	3
WMANGLE-1-3642	23.69 [602]	38.75 [984]	VEET-1-12	WMRK 36" depth racks	1
WMANGLE-2-3642	47.655 [1210]	38.75 [984]	VEET-2-12	WMRK 36" depth racks	2
WMANGLE-3-3642	71.621 [1819]	38.75 [984]	VEET-3-12	WMRK 36" depth racks	3
WMANGLE-1-48	23.69 [602]	44.75 [984]	VEET-1-12	WMRK 42" depth racks	1
WMANGLE-2-48	47.655 [1210]	44.75 [984]	VEET-2-12	WMRK 42" depth racks	2
WMANGLE-3-48	71.621 [1819]	44.75 [984]	VEET-3-12	WMRK 42" depth racks	3

